







Checklist



- WALT & WILF Stickers used with faces shaded
- Handwriting to be neatly presented with letters of a consistent size.
- Underlining done with care.
- Mistakes crossed out neatly with a single ruled line.
- Teacher comments signed.
- Improvements made in FIX-IT time (punctuation corrections in purple pen).
- Take pride in your presentation.
- Stickers awarded for consistently good presentation.

Marking Key

| | | | |
|-------------------------------------------------------------------------------------------------------------------------------------------------------------------------------------------------------------------------------------------------------------------|---------------------------------------------------------------------------------|---------|------------------|
|    | WILF | ~~~~~SP | Spelling Mistake |
|  | Grammar Mistake | ^ | Missing Word |
|  | Missing Punctuation | VF | Verbal Feedback |
| P | P to be highlighted red, yellow or green to indicate the level of presentation. | | |